

# Energy Expert

## Daily energy scorecards make it easy to control costs

Here's the ultimate tool for monitoring and managing your energy use. Energy Expert is the most advanced energy monitoring service that Portland General Electric offers, yet it's easy to use. This computer program helps you stay on top of your energy use by automatically providing a daily scorecard that sums up vital data at a glance.

### Smart choice if HVAC is your primary load

Energy Expert is weather correlated, so it's ideal for buildings where the greatest electrical load is from heating/ventilation/air conditioning systems. The easy-to-use program trains itself to create a "smart model" of your building and compares daily electricity consumption and weather data against this norm.

It puts your daily energy use in perspective: How does today compare to yesterday? The last 30 days? The last 12 months? And what potential problems might lie ahead? Armed with this information, you can identify areas for improvement, get fast feedback on operational adjustments and plan ahead to manage your peak load.

### How Energy Expert works

PGE gathers interval load data from your site using a smart meter. NorthWrite® software automatically compiles the information into report form. The easy-to-use computer program provides:

- **Daily scorecards** – Get a concise daily summary, e-mailed directly to you, that shows the previous day's


*electricity usage compared with the expected norm. It will also show a load profile for the day, savings calculations, and a five-day weather forecast that highlights possible peak energy-usage days.*

- **Month-at-a-glance load profile** – Immediately spot trends and problems, such as systems left running unnecessarily.
- **Extensive interactive load profile charts** – Explore your energy use patterns in depth, pinpoint areas for improvements and quickly see the impact of operational changes.
- **Exception reporting** – Convenient next-day e-mail or pager notifications automatically alert you when your energy use falls outside of expected levels. You can react quickly to minimize energy waste and control costs.

All of the data is archived on the Web for future reference. The information is private and secure.

### Bill Management option gives bigger picture, benchmarking

For expanded capabilities, you might prefer Energy Expert with our Bill Management option. This enhanced version of Energy



*"Energy Expert brings an entirely new meaning to the phrase, 'If you can measure it, you can manage it.' Not only can we measure it, we can see our energy use in 15-minute intervals, every hour of the day. This gives me the ability to show building occupants the effects of their behaviors, both good and bad, and even associate a dollar value to those behaviors. With interval metering as a foundational part of our Energy Management Program, we were able to save more than 2.4 million kWh last year. Several of our facilities decreased their electricity consumption by more than 20 percent."*

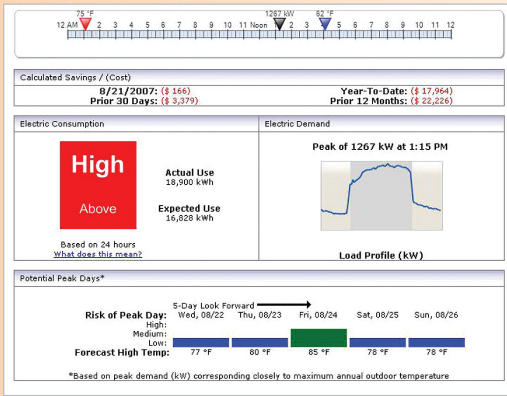
– Sheri D. Stanley  
Energy & Resource Conservation  
Program Manager,  
Beaverton School District

Expert enables you to track billing data from all of your utilities. It also automatically benchmarks your facility against the ENERGY STAR® building performance standards from the U.S. Environmental Protection Agency. The Bill Management option allows you to:


- Automatically track and view billing data from all utilities, standardized to a calendar month
- Compare buildings
- Look at multi-year comparisons of energy expenses
- Track performance history

*continued on back >>>*

## Scorecards and load profiles keep you on top of your energy use



The Daily Scorecard lets you see at a glance how much electricity you used on a particular day, how that compares to the expected usage, a load profile, the exact time of high and low usage, a five-day forecast and potential peak days.



The monthly summary shows color-coded scoring for an entire month, so you can easily spot unusual patterns and uncover potential problems.



Load profiles let you examine energy demand day by day, hour by hour. You can see how a day compares to last month or last year. You can identify peaks and unusual patterns.

## Reasonable cost

The monthly fee for Energy Expert starts at \$70 per meter,\* which will be conveniently added to your PGE bill. There is also a one-time setup fee and additional charges for the Bill Management option. Contact PGE for more information.

## Sign-up is easy

To enroll in Energy Expert, or Energy Expert with Bill Management, go online to [PortlandGeneral.com/EnergyMonitoring](http://PortlandGeneral.com/EnergyMonitoring) to download our order form (PDF), and follow the instructions on the form.

You can also contact your PGE representative, or call the PGE Business Services Team at 503-228-6322 in Portland, 503-399-7717 in Salem, or 1-800-822-1077 outside Portland/Salem. Or e-mail us at [Business.Services@pgn.com](mailto:Business.Services@pgn.com).

Energy Expert is just one of the energy monitoring solutions PGE offers. To find the best option for your needs, compare Energy Expert with our EnergyGuard, E-Manager and custom solution options. Learn more at [PortlandGeneral.com/EnergyMonitoring](http://PortlandGeneral.com/EnergyMonitoring).

\*Individual circumstances will vary. Call PGE for more information.

You do not need to purchase these services to continue to receive power from PGE. You may purchase services from other providers.

For more information:

[PortlandGeneral.com/EnergyMonitoring](http://PortlandGeneral.com/EnergyMonitoring)

Portland: 503-228-6322 Salem: 503-399-7717

Outside Portland/Salem: 800-822-1077

